







Item	Daily	Weekly	Monthly
Mask	Wash by hand with mild soap*. Rinse and air dry. Before use, be sure exhalation ports are not blocked.	*Mild soap is soap with NO emollients or antibacterial ingredients.	
Mask Cushion	Wipe with damp cloth and mild soap*. Rinse and air dry.	<i>Did you know?</i> You may only need to replace your mask cushion if you find that your mask no longer seals well.	
Head Gear		Wash by hand with mild soap* or place in a pillow case and wash in gentle cycle of washing machine with mild soap*	
Tubing	Disconnect ClimateLine Air™ tubing by pinching the release buttons on the cuff and pull tubing away from device.  <i>Part Numbers: SlimLine™ REF 36810 ClimateLine Air™ REF 37296 ClimateLine Air™ Oxy REF 37357 (for use with oxygen)</i>	Disconnect tubing from outlet and mask. Inspect tubing for damage (cracking, tears, punctures etc.) and replace if needed. Rinse the tubing and allow to dry, out of direct sunlight or heat.	Replace tubing every 6 months. ²
Water Tub	Power OFF Aircurve™ 10 ST-A. Remove HumidAir™ water tub from the device. Open lid of the water tub and empty any remaining water. Wash tub and lid with warm water and mild soap each day. Gently wipe the middle seal. Rinse and air dry.	 Water Tub Lid Water Tub Base Middle Seal	Do NOT wash in dishwasher or washing machine. ³
Air Filter	Make sure to use an air filter at all times to prevent water and dust from entering the device. ¹ Do not wash white air filter. Standard Air Filter Part Number REF 36850 Hypo-Allergenic Filter Part Number REF 36855	 Open Air Filter Cover to Replace Filter	Replace standard filter every 6 months. Replace Hypo-Allergenic filter monthly.
Machine	Be sure to unplug the power cord when cleaning the AirCurve™ 10 ST-A equipment.	 AirCurve™ 10 HumidAir™	Wipe outside of unit with a damp cloth and mild soap*

References

1. ResMed AirCurve™10 ST-A User Manual. ResMed Ltd. 1 Elizabeth Macarthur Drive Bella Vista NSW 2153 Australia 2017
2. ResMed ClimateLineAir™ User Manual. ResMed Ltd. 1 Elizabeth Macarthur Drive Bella Vista NSW 2153 Australia 2017

Disclaimer

This information is provided to you for educational purposes only and should not at any time be considered for a substitute for professional advice from your physician or other qualified health care professional. The VEP does not assume any responsibility for application of the content of this document or for any information that may be present in the documents or websites cited as a reference. These references are provided for informational purposes only and do not represent VEP endorsement of any companies or products. Always consult your physician and/or a qualified health care professional to learn more about recommendations specific to your health needs.



640 Cataraqui Woods Drive | Unit 6 | Kingston, Ontario | K7P 2Y5
Tel: 613-548-6156 | Toll-Free in Ontario: 1-800-633-8977 |
Fax: 613-548-6157
Website: www.ontvep.ca