

# Stellar™150

## Performing a Functional Test and Starting Therapy


Prior to each use, a functional test is recommended.

Make sure the Stellar is turned off by pressing the power switch located at the back of the machine beside the power sockets (see pic below)



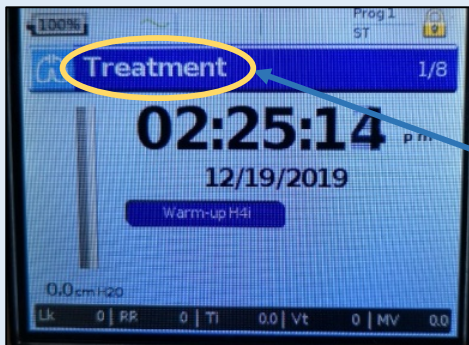
On/standby (Power Switch) located at rear right side of your Stellar™150 device

1. Check the overall condition of the device and accessories. If there are any visual defects the device should not be used.
2. Carefully inspect the circuit tubing and accessories and make sure all the connections are secure.
3. Power on the device using the on switch located at the back. If the device has been placed in standby mode, the device should be **turned off then back on each time to start therapy.**
4. Once turned on, check that the alarm sounds a test beep and the LEDs (visual indicator) for the alarm signal and “the Alarm mute” button flash.

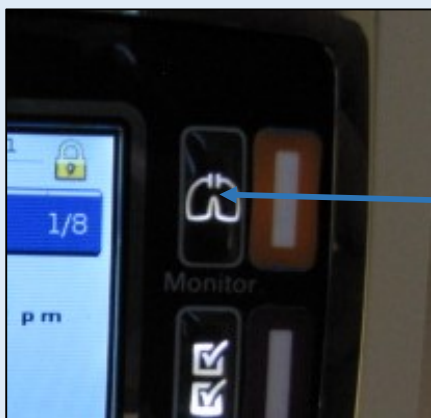


Alarm sounds test beep

Alarm mute button flashes




“Treatment” will be displayed on the main screen.  
The Stellar™ 150 is now ready for use.



“Monitor” button

5. Check the internal battery of the device: Disconnect the power cord while on and external battery if it is use, make sure “Battery Use Alarm” is displayed and the battery LED (light) is on.

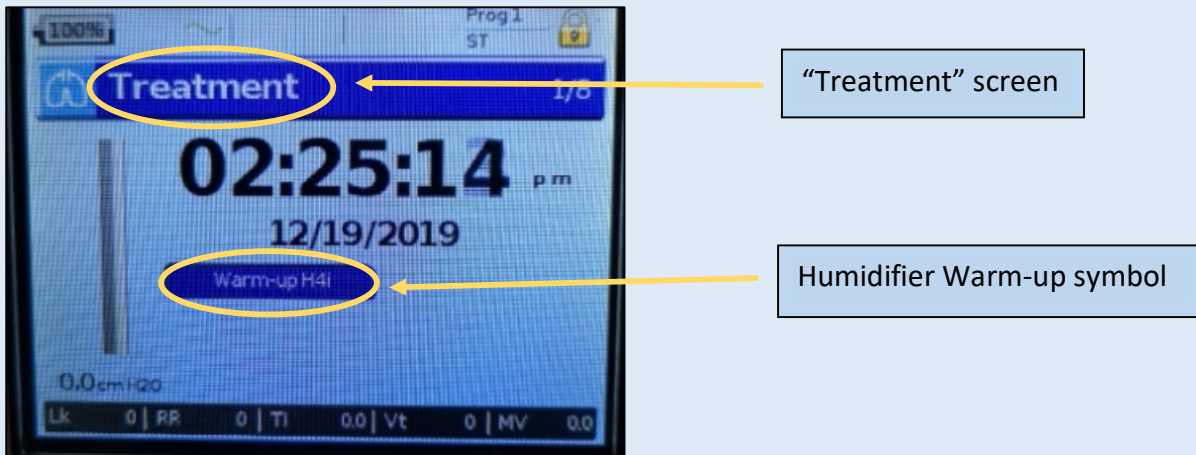


Battery in Use indicator LED

Battery Use Alarm

Note: if the internal battery charge is too low, or empty, an alarm occurs. If the external battery is in use, reconnecting it will activate the “External DC power use” alarm and the Alarm LED will light.

- When a heated humidifier is in use, check that the warm-up feature is displayed in “Treatment” screen. Start the warm-up feature and the humidifier warm-up symbol is displayed on the screen.



**Always start your therapy by using the on/standby button** at the back of the machine, and keep any spare or portable back-up devices plugged in to ensure the internal battery is charged and ready for use. Get into the habit of checking both machines if you have been supplied with 2, so you feel confident both are ready to use when you need them.

If you have any questions or concerns regarding the startup procedure or the functionality of your Stellar™ 150 device, a registered respiratory therapist can be reached at The Ventilator Equipment Pool during regular working hours at 613-548-6156, or toll free in Ontario at 1-800-633-8799. For urgent equipment related issues where you suspect a malfunction, an on-call therapist is available 24 hrs./day. Questions regarding your therapy should be directed toward your prescriber.

**Disclaimer:**

This information is provided to you for educational purposes only and should not at any time be considered for a substitute for professional advice from your physician or other qualified health care professional. The VEP does not assume any responsibility for application of the content of this document or for any information that may be present in the documents or websites cited as a reference. These references are provided for informational purposes only and do not represent VEP endorsement of any companies or products. Always consult your physician and/or a qualified health care professional to learn more about recommendations specific to your health needs.



640 Cataraqui Woods Drive | Unit 6 | Kingston, Ontario | K7P2Y5  
Tel: 613-548-6156 | Toll-Free in Ontario: 1-800-633-8977 | Fax: 613-548-6157 | Web: [www.ontvep.ca](http://www.ontvep.ca)